

Upgrade connectors and addons

index

- [Introduction](#)
- [Upgrade a connector or an addon](#)
 - [Check version](#)
 - [Download connector or addon new version](#)
 - [Upload connector or addon new version](#)
 - [Restart console](#)

Introduction

Once Soffid IAM is installed, all synchronization server connectors and console addons could be upgraded to the last version.

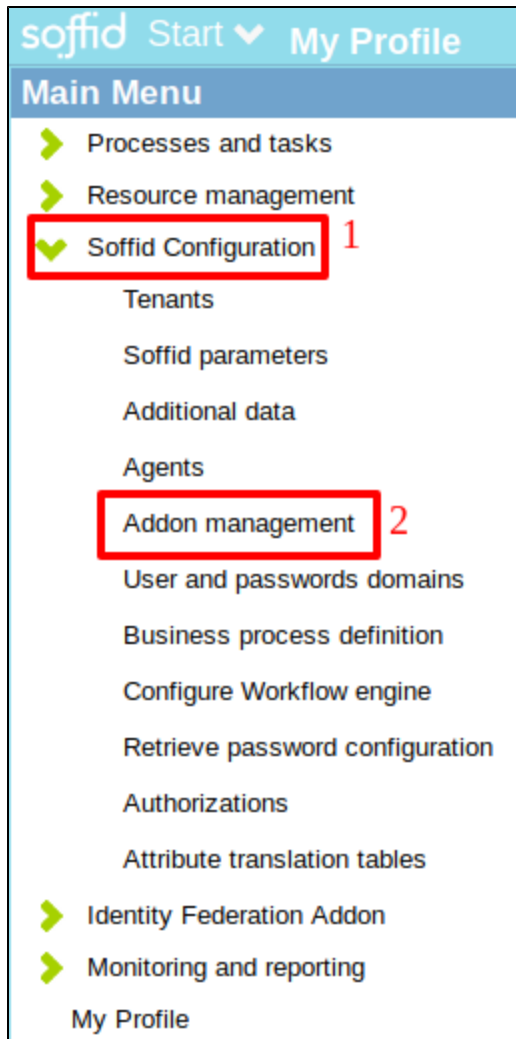
The process is very simple because is the same as install the component for the first time. When an upgrade is applied, the component is replaced by the new version but all the configuration and data are maintained in the Soffid IAM.

For download and install a new version you could review our generic documentation about this process: [Addons installation](#)

Upgrade a connector or an addon

Check version

- In order to check the current connector or addon version, please navigate to *Start - Soffid Configuration - Addon management*:



- Check the connector or addon version

Download connector or addon new version

- If it is outdated, access the download page and get the last version:

soffid Download open source components

You can download any of the following binary components for free. To keep track of our software usage, a **free registration process is required**. If you prefer not to give us your data, we respect your privacy and let you download source code version without further requirements.

According to European Privacy laws, if you gave us your data, you can request us to update or remove it using our [contact form](#)

- Soffid Console [Download](#) [Get source code](#)
- Soffid service pack - NO LONGER USED [Download](#) [Get source code](#)
- Synchronization server [Download](#) [Get source code](#)
- Soffid Full installer [RECOMMENDED] [Download](#) [Get source code](#)
- ✓ **Connectors** Sync server connectors **1**
- Windows (including Active Directory) [Download](#) [Get source code](#)
- ✓ **LDAP plugin** **2** [Download](#) [Get source code](#)

Version: 2.5.0 ⓘ [Download : LDAP plugin download](#) **3**
Requires: Syncserver 1.5.3+

Version: 2.3.1 ⓘ [Download : LDAP plugin download](#)

Version: 2.3.0 ⓘ [Download : LDAP plugin download](#)

Version: 2.2.1 ⓘ [Download : LDAP plugin download](#)
Requires: Console 1.5.3 or later
Syncserver 1.5.3 or later

Upload connector or addon new version

- Return to Addon Management page and upload the connector or addon new version:

soffid Start ▾ **Add-on management**

Upload [Restart console](#)

Plugin

- LDAP plugin version 2.5.0
- SQL plugin version 1.6.1
- Windows plugin version 4.0.4

File Upload ✕

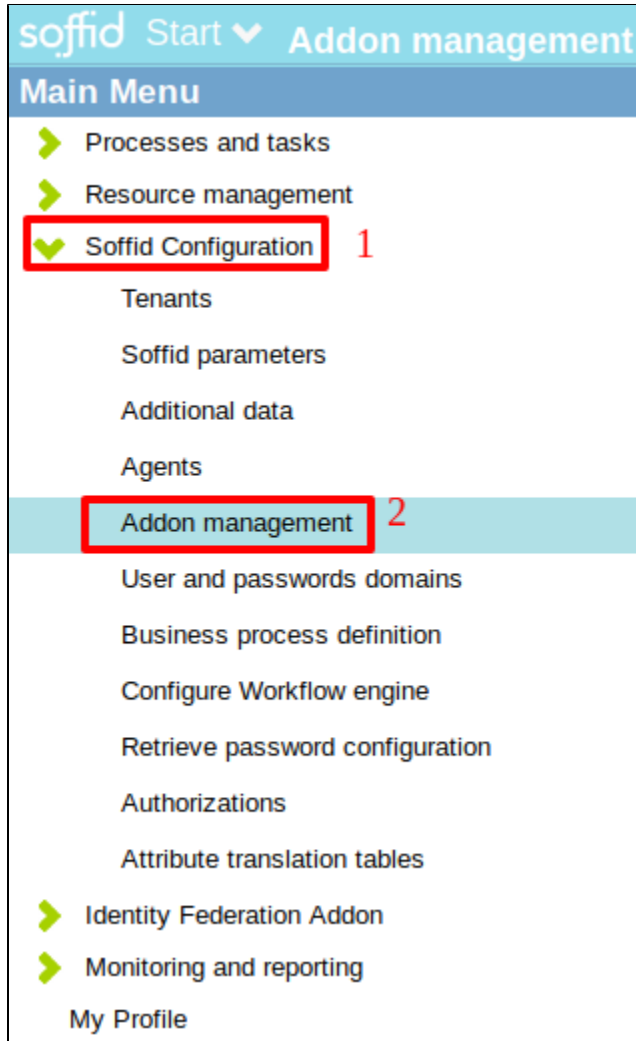
Specify a file located in your local system

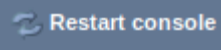
1 Examinar... LDAP plugin-LDAP plugin download

2 [Upload](#) [Cancel](#)

Restart console

- In order to do so, please proceed to *Start - Soffid Configuration - Addon management*:



- Click on  and wait a few moments for the console to restart

